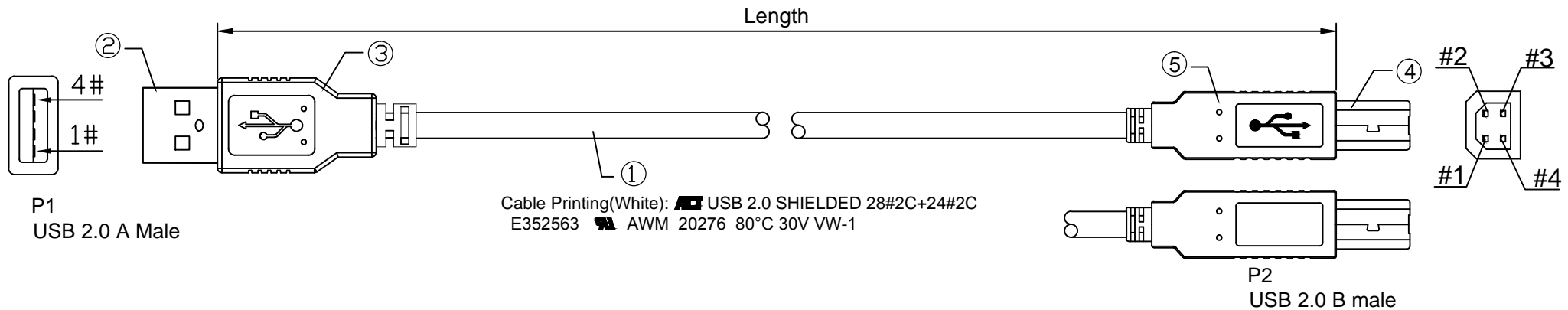
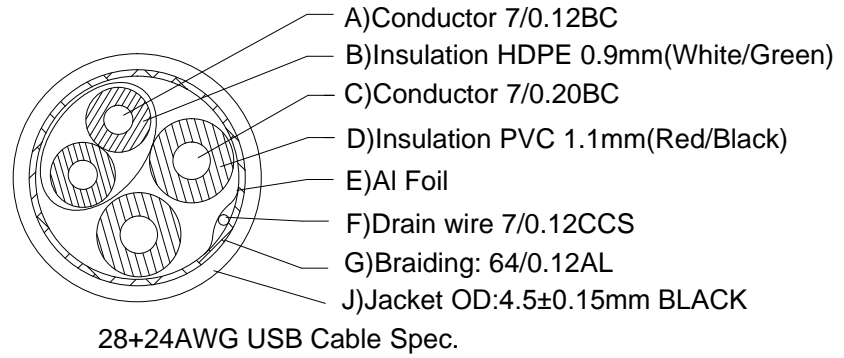
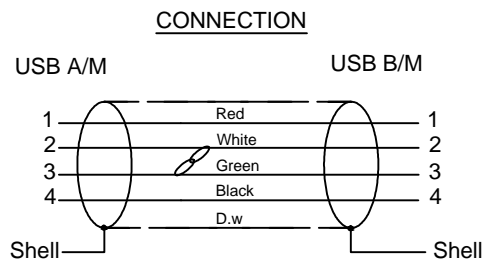


REV.	REVISED DESCRIPTION	DATE	CHECKED
A0	FIRST RELEASE	2021/11/24	

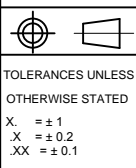


- Remark:
- 1.100% Open/Short Test
 2. Conductive Resistance: 10ohms MAX
 3. Insulation Resistance: 5M ohm MIN.
 4. The product is Reach/RoHS compliant.

Item NO.	Length(m)
EW9625	1.0m
AC3030	1.0m
EW9620	1.8m
AC3032	1.8m
EW9621	3.0m
AC3033	3.0m
EW9626	5.0m
AC3045	5.0m

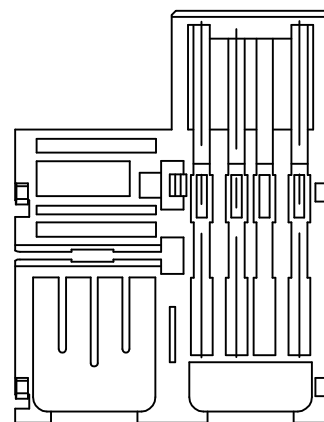
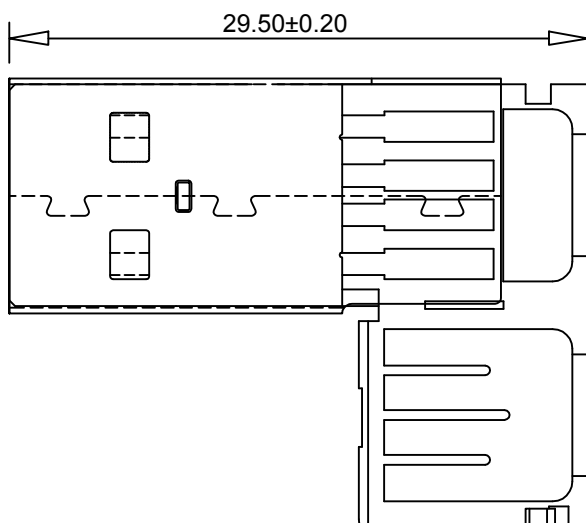
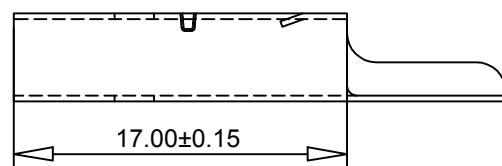
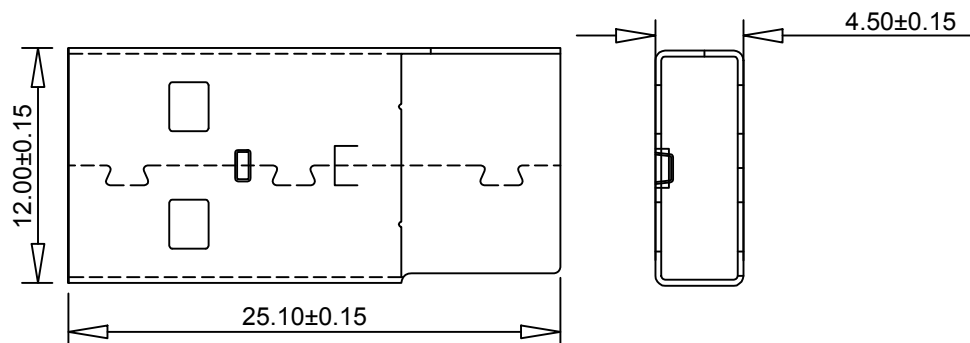


ITEM	DESCRIPTIONS & SPECIFICATIONS	QTY	REMARK
⑤	External Mold Outer Mould 45P PVC, BLACK	1PC	
④	Connector USB B Male, Nickle-Plated	1PC	
③	External Mold Outer Mould 45P PVC, BLACK	1PC	
②	Connector USB A Male, Nickle-Plated	1PC	
①	Cable 28+24 USB Cable OD:4.5mm 28+24 (7/0.12BC+HDPE)*1P + (7/0.20BC +PVC)*2C+7/0.12CCS+64/0.12ALB +OD4.5PVC BLACK		



ACT			
ERP NO.:		SAMPLE DWG NO.:	
DOC No.:		REVISION	A0
CUSTOMER:		UNIT	mm
CUSTOMER P/N:		SCALE	NO
DESCRIPTION	28+24 USB A Male TO B Male	PAGE NO	1/1
		DATE	2020/11/24
APPROVAL		CHECKED	
		DRAWN	

REV.	REVISED DESCRIPTION	DATE	CHECKED
A0	FIRST RELEASE	2021/01/27	



Remarks:

1. ELECTRICAL
 - 1.1. THE VOLOAGE&CURRENT,RATE:
30V AC, 1.0A MAX;
 - 1.2. WITHSTANDING VOLTAGE:
250V AC/ 1minute, leak current0.5mA Max;
 - 1.3. CONTACT RESISIANCE:
30mΩ Max AT 100mA;
 - 1.4. INSULATE RESISIANCE
100MΩ Min AT 20°C;
2. MECHANICAL:
 - 2.1. MATING FORCE:3.57kgf;
 - 2.2. UNMATING FORCE:1.02kgf;
 - 2.3. LIPE TEST:10000 cyc les min;
200cyc les/hour;
3. SALT SPRAY TEST TIME: 24H Mib;
4. THE DIMENSINS MARKED "▼" SHALL BE CHECKED.

ERP NO.:		SAMPLE DWG NO.:	
ZONG No.:		REVISION	A0
CUSTOMER:		UNIT	mm
CUSTOMER P/N:		SCALE	NO
DESCRIPTION		PAGE NO	1/1
		DATE	2021/04/14
APPROVAL		CHECKED	
		DRAWN	