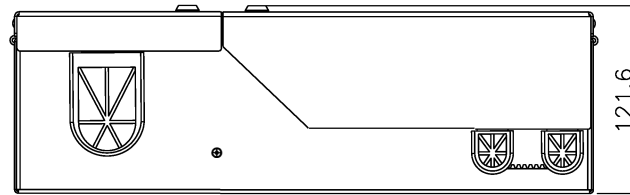
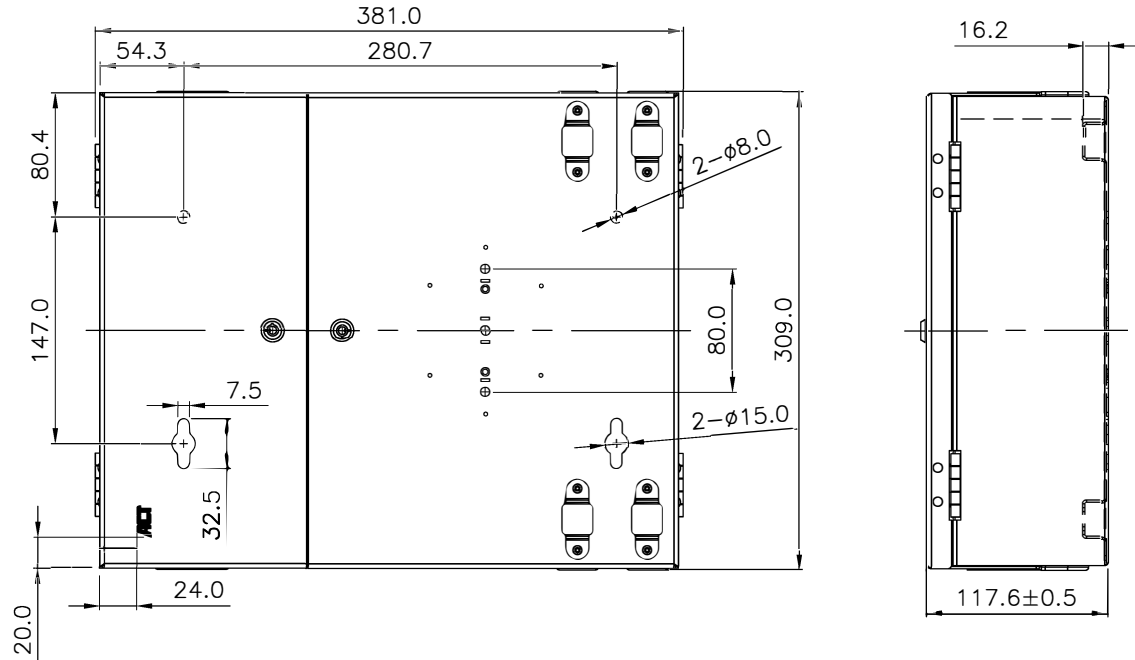


SCALE 1/10



SCALE 1/2



Accessory :

- a. Lock keys : 2 sets of 2 keys, Nickel Plated.
- b. Cable gland : 2sets of M20, GY, Nylon66.
- c. Removeable pin : 2pcs, BK, SPCC.
- d. Spool cable routing : 4sets of 2 overlength spools, IV, ABS.
- e. Cable tie : 10pcs, 150mm Length, WH, Nylon66.
- f. Plastic expansion bolt : 4pcs, 8\*40mm, WH, PP3015.
- g. Self-Tapping screws : 4pcs, 4\*25mm, head O.D. 9mm, Nickel Plated.
- h. Edge protection strip : 1M, GY, PVC.
- i. Installation instructions : 1 pc, paper.
- J. Label : 70x35mm, Light blue.

Specification :

- 1. Lock : 2sets, Zinc Alloy, Nickel Plated.
- 2. Cover case: SPCC, 1.5mm thickness, BK.
- 3. Grommet : PVC, BK.
- 4. Base case: SPCC, 1.2mm thickness, BK.
- 5. Saddle type tie mount : SPCC, 1.0mm thickness, BK.
- 6. Panel : SPCC, 1.5mm thickness, BK, capacity - 8pcs HD plate.

Remarks :

Width: 15"(381.0mm) x Depth: 12.2"(309.0mm) x Hight: 4.8"(121.6mm)

GENERAL TOLERANCE OF DIMENSIONS X.xxx ±0.1 X.xx ±0.2 X.X ±0.3	DRAWING	02.AUG.2023	DANIEL	<b>ACT</b>
	CHECK	02.AUG.2023	DAY	
	APPROVAL	02.AUG.2023	FRANK	
	DATE		NAME	
SCALE	1/5 (A4)	UNIT	mm	DES.:FA2035 Fiber Wall Mounted Box
HSF Spec.	DRAWING NO. FA2035 Fiber Wall Mounted Box (SA1)		DRAWING CLASSIFICATION	
RoHS	DRAWING CLASSIFICATION		S	SHEET 1 OF 1

1

2

3

4

5

6

A

A

B

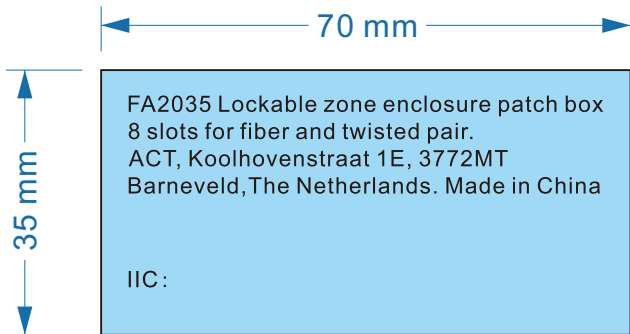
B

C

C

D

D



Background : light blue

NO.		DESCRIPTION		P/N.		MATERIAL		Q'TY	
HSF Spec. RoHS		DRAWING		06.MAY.2023		WENJUN		<b>ACT</b>	
"#: Matching DIM.		CHECK		06.MAY.2023		JANE			
*: Important DIM.		APPROVAL		06.MAY.2023		FRANK			
Others General DIM.				DATE		NAME		ITEM NO.: FA2035 Label	
GENERAL TOLERANCE OF DIMENSIONS		SCALE		1/1 (A4)		UNIT		mm	
X.XXX ±0.005		X.XX ±0.05		X.X ±0.1		DRAWING NO.			
		DRAWING CLASSIFICATION		E		SHEET		1 OF 1	

No.	MODIFIED AREA	ORIGINAL	MODIFY	DATE	MODIFIER
-----	---------------	----------	--------	------	----------

1

2

0

3

4

10cm

5

6

