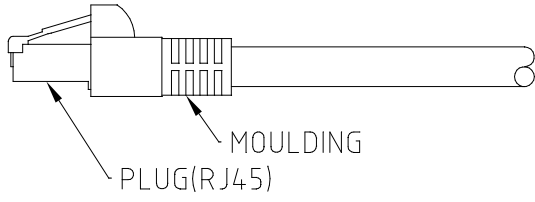
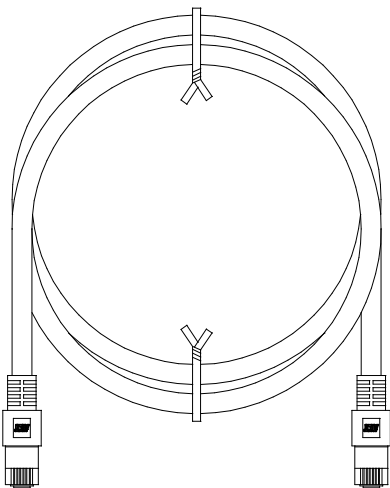
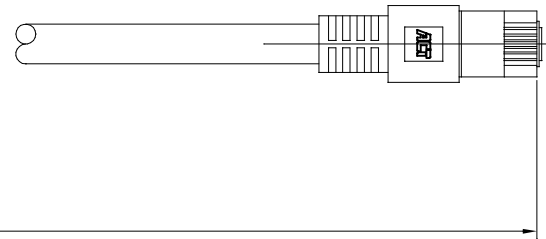
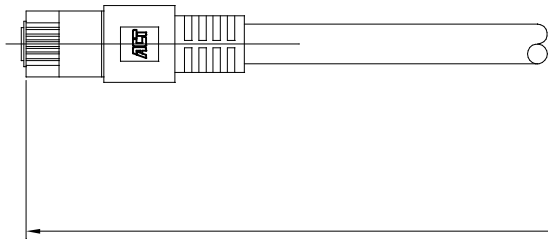
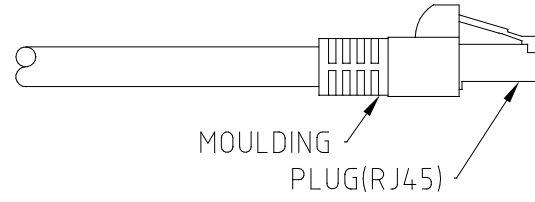


P1



P2

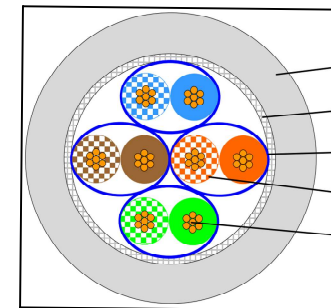


					PROJ. AM.	THIRD ANGLE	<input checked="" type="checkbox"/>	material	XXX	
						all dims in mm / inch	finish	XXX		
							heattreat	XXX		
					scale	NTS	A4	title		
					date	name	CAT7 S/FTP PUR BLACK			
					dr	11.04.2022	DMCGANN			
					chr	00.00.00	NIL			
					appd	00.00.00	NIL			
								dwg no	rev ltr	sheet
rev	date	ecn	dr	chr				033-128-3	A	1 of 2

PAIR	PINOUT		
	P1(T568B)	WIRE	P2(T568B)
1	1	WHT/ORG	1
	2	ORG	2
2	3	WHT/GRN	3
	6	GRN	6
3	4	BLU	4
	5	WHT/BLU	5
4	7	WHT/BRN	7
	8	BRN	8

p/n	Length (m)
FB8500	0,50
FB8501	1,00
FB8551	1,50
FB8502	2,00
FB8503	3,00
FB8505	5,00
FB8507	7,00
FB8510	10,00
FB8515	15,00
FB8520	20,00

WIRE	CAT7 S/FTP PUR BLACK
PLUG	RJ45 8P8C
CONTACT PLATING	50U"
BENDING RADIUS	8x DIAMETER DURING INSTALLATION 4x DIAMETER FIXED
STANDARDS	EN 50288-4-1 ; EN 50288-4-2 ; EN 50173 ; ISO/IEC 11801 2 ; IEC 61156-5 ; IEC 61156-6
MAX PoE RATING	PoE+
IMPEDANCE AT 100MHZ	100 Ohm ± 5 Ohm
OPERATING CAPACITY	NOM. 45nF/km
JACKET	PUR FHF, DIAMETER 7,7±0,4mm
CABLE MARKING	CE 21 ACT Flex 1000Mhz CAT.7 S/FTP CU AWG 24/7 PUR ISO/IEC 11801-2 Class Fa
COLOUR	BLACK
INSULATION	SFS-PE
CONDUCTOR	STRANDED COPPER AWG 24/7, BARE



Jacket
Braid
Shielded Pairs
Insulation
Conductor

					PROJ. AM.	THIRD ANGLE	✓	material	XXX
							all dims in mm / inch	finish	XXX
								heattreat	XXX
					scale	NTS	A4	title	
					date	11.04.2022	name	CAT7 S/FTP PUR BLACK	
					dr	DMCGANN			
					chr	NIL			
					appd	NIL			
								dwg no	033-128-3
rev	date	ecn	dr	chr				rev ltr	A
								2	of 2