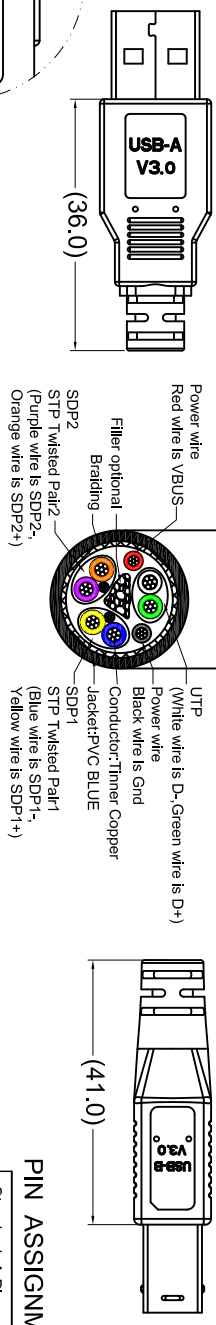
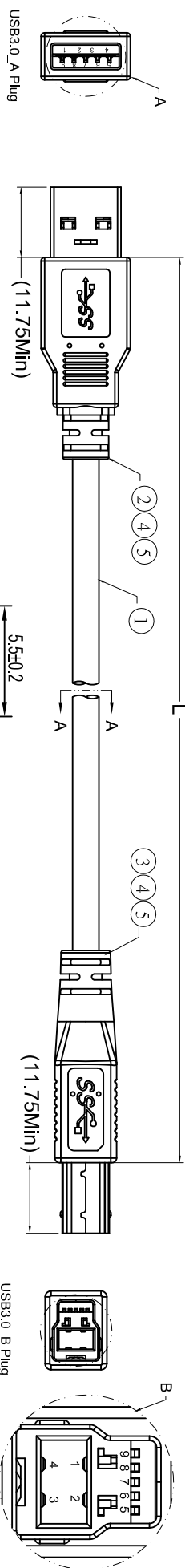


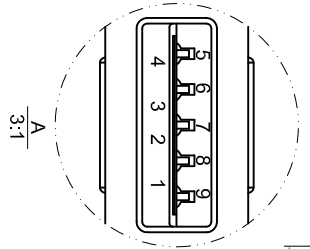
1 MOLDING			
AM INER	JAM787	BM INER	JAM788
AM OUTER	HAM457 JAM773	BM OUTER	HAM459

DATE	REV.	REVISION	DRAFTING	CHECKED
2014.11.20	1.0	NEW	LJW	CQ

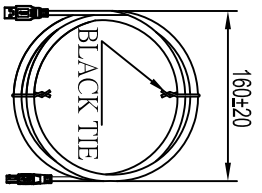


SECTION:A-A  
(LP967)

PRINT:USB 3.0 CABLE 28AWG AWM E139315-F5  
STYLE 2725 80°C 30V VW-1



ITEM	Length(mm)
SB 3016	500±20
SB 3017	1000±25
SB 3019	2000±30
SB 0003	3000±30



- NOTES:
1. ALL MATERIAL MEET THE ROHS COMPLIANT
  2. 100% OPEN/SHORT/MISS WIRE TESTING  
INSULATION RESISTANCE: DC/250V, 10MΩ MIN, 0.01S  
WITHSTAND VOLTAGE: AC/250V 5mA FOR 0.1S.  
CONDUCTOR RESISTANCE:5Ω MAX.
  3. L=3.0M Per Customer Request

PIN ASSIGNMENT:

Standard_A Plug	Wire	Signal Name	Standard_B Plug
1	VBUS	1 PWR	1 VBUS
2	D-	2 UTP_D-	2 D-
3	D+	3 UTP_D+	3 D+
4	GND	4 GND_PWRkt	4 GND
5	SSRX-	5 SDP1-	5 SSTX-
6	SSRX+	6 SDP1+	6 SSTX+
7	GND_Drain	7 SDP1_Drain SDP2_Drain	7 GND_Drain
8	SSTX-	8 SDP2-	8 SSRX-
9	SSTX+	9 SDP2+	9 SSRX+
Shell	Shield	Braid	Shield
		Shield	Shield



5	PVC	OVER MOLDING : 45P BLACK	A/R
4	PE	IN MOLDING : MG70 LDPE	A/R
3	CONN	USB3.0 B Male Plug, Shell Plated Nickel + Contact Gold Plated G/F	1 SET
2	CONN	USB3.0 A Male Plug, Shell Plated Nickel + Contact Gold Plated G/F	1 SET
1	CABLE	USB 3.0 CABLE 28AWG*1P(7/0.127TC)+D.W(7/0.127TC)*2+28AWG*1P(7/0.127TC) +28AWG*2C(7/0.127TC) +AL-NYLAR+BRAID(AL-Mg), BK PVC,OD5.5±0.2mm	AR
No.	TITLE	DESCRIPTION	Q'TY
Material	Part Number	Note	***
			3RD

Unless specified on the drawing, tolerances are per the follows:		DRAW. NO	GF-S140205	TITLE	USB 3.0 AM TO BM CABLE ASS'y
X. ±0.20	X° ±3	CUSTOMER		DRAW	LJW
X ±0.10	X° ±0.3	CUSTIR P/N	See Table	CHECK	DATE
.XX ±0.05		SCALE	NONE	CHECK	DATE
		UNIT	mm	APPROVED	DATE
				CQ	2014.11.20
				SHEET	1 OF 1