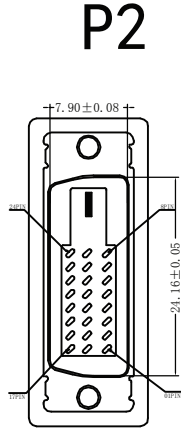
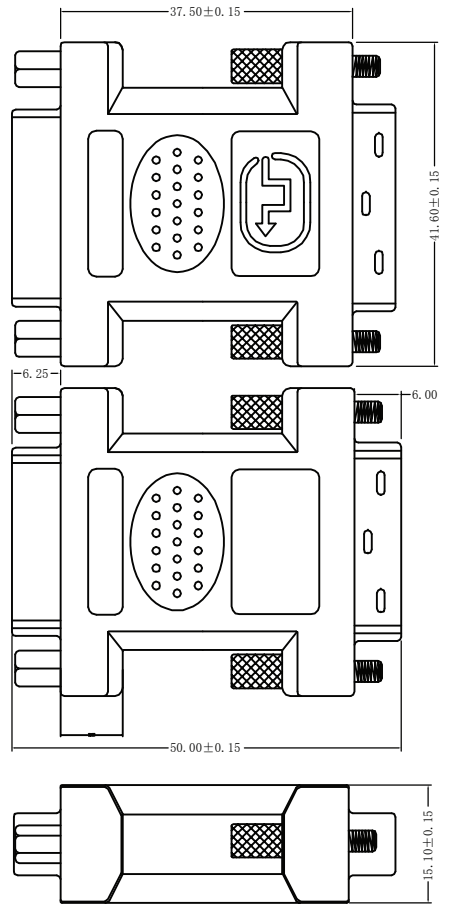
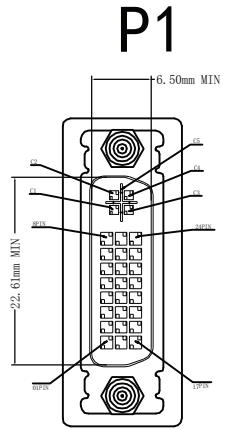


RoHS Compliant

REV	DESCRIPTION OF CHANGE	DATE
A0	INITIAL RELEASE	



P1	P2	P1	P2
1 _____	1 _____	16 _____	16 _____
2 _____	2 _____	17 _____	17 _____
3 _____	3 _____	18 _____	18 _____
4 _____	4 _____	19 _____	19 _____
5 _____	5 _____	20 _____	20 _____
6 _____	6 _____	21 _____	21 _____
7 _____	7 _____	22 _____	22 _____
8 _____	8 _____	23 _____	23 _____
9 _____	9 _____	24 _____	24 _____
10 _____	10 _____	C1 _____	C1 _____
11 _____	11 _____	C2 _____	C2 _____
12 _____	12 _____	C3 _____	C3 _____
13 _____	13 _____	C4 _____	C4 _____
14 _____	14 _____	C5 _____	C5 _____
15 _____	15 _____	SHELL _____	SHELL _____

Electrical Test:

1. 100%Test(Open, short ,miss wire)
2. Contact Resistance: 5 ohm max.
3. Insulation Resistance: 10M ohm min.
4. Hi-pot:300V DC/10ms

(DWG NO)	AP1001	(UNIT) MM
(REV)	A0	(SCALE)
(PAGE)	1/1	
(DESIGN)		DIMENSIONS ARE IN MILLIMETERS TOLERANCES:
(CHECKED)		LINEAR: X ± 1.0
(APPROVED)		XX ± 0.5
		XXX ± 0.15
		XXXX ± 0.05
		ANGULAR: ± 0.5°



TITLE	DVI F-DVI M
PART NO	