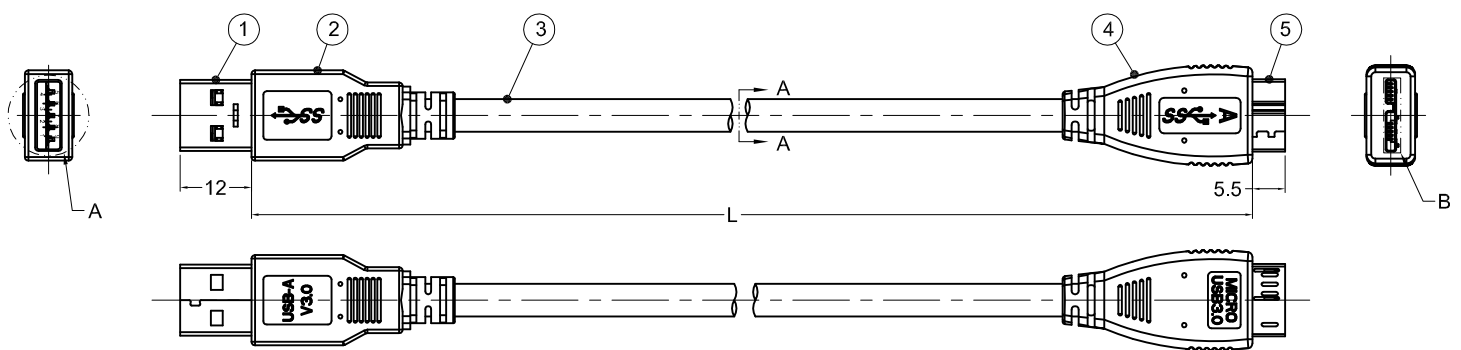

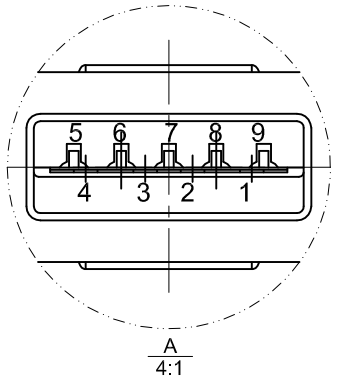


DATE	REV.	REVISION	DRAFTING	CHECKED	APPROVED
2011.04.12	A/0	NEW	LUMIAO	ZXL	LANDER



WHITE INK MARKING:USB 3.0 Cable 28AWGx3P+28AWGx2C E139315-F5 AWM 2725 80°C 30V VW-1



UTP
(White wire is D-,Green wire is D+)

Power wire
Red wire is VBUS
Black wire is Gnd

Conductor:Tinner Copper

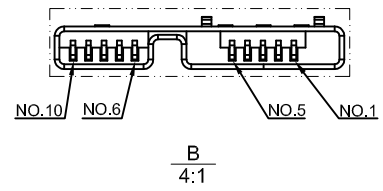
Jacket:PVC BLACK

SDP2
STP Twisted Pair2
(Purple wire is SDP2-,Orange wire is SDP2+)

SDP1
STP Twisted Pair1
(Blue wire is SDP1-,Yellow wire is SDP1+)

Filler optional

Braiding:Al-Mg



Standard_A Plug		Wire		Micro_A Plug	
Pin	Signal Name	Wire	Signal Name	Pin	Signal Name
1	VBUS	1	PWR	1	VBUS
2	D-	2	UTP_D-	2	D-
3	D+	3	UTP_D+	3	D+
4	GND	4	GND_PWRrt	5	GND
5	SSRX-	5	SDP1-	6	SSTX-
6	SSRX+	6	SDP1+	7	SSTX+
7	GND_Drain	7, 10	SDP1_Drain SDP2_Drain	8	GND_Drain
8	SSTX-	8	SDP2-	9	SSRX-
9	SSTX+	9	SDP2+	10	SSRX+
--	--	--	--	4	ID
Shell	Shield	Braid	Shield	Shell	Shield

SECTION A-A

Length(M)	Tolerances(M)
0.5	±0.015
1	±0.015
1.5	±0.02
2	±0.02

1	Terminal:Phos/Brass,G/F	USB 3.0 Micro A Male Plug	5
1	PVC: BLACK	Molding_Micro A Male	4
1	USB 3.0 CABLE 3P*28AWG+2C*28AWG	USB 3.0 Cable 28AWG	3
1	PVC: BLACK	Molding_A Male	2
1	Terminal:Phos/Brass,G/F	USB3.0 A Male Plug	1
Q'ty	SPECIFICATION	ITEM	NO

Customer's P/N	Length	Description
SB 3022	0.5M	USB 3.0 A Male-Micro A Male
SB 3023	1M	USB 3.0 A Male-Micro A Male
SB 3024	1.5M	USB 3.0 A Male-Micro A Male
SB 3025	2M	USB 3.0 A Male-Micro A Male

Unless specified on the drawing, tolerances are per the follows :

X. ± 0.20
.X ± 0.10
.XX ± 0.05



DRAW. NO		DESC.		USB 3.0 A TYPE MALE TO MICRO USB 3.0 A TYPE MALE		
DEPARTMENT	RD	DRAW	LUMIAO	DATE	2011.04.12	
SCALE	N/A	CHECKED	ZXL	DATE	2011.04.12	
UNIT	mm	APPROVED	LANDER	DATE	2011.04.12	
SHEET		1 OF 1				

Material	Part Number	Note
3RD		