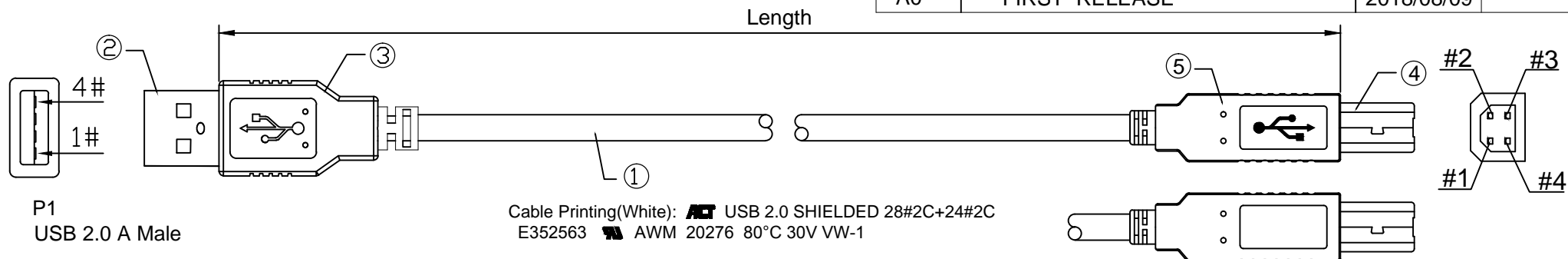


REV.	REVISED DESCRIPTION	DATE	CHECKED
A0	FIRST RELEASE	2018/08/09	

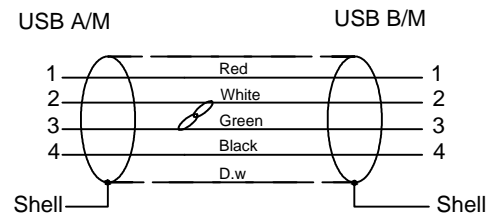


P1
USB 2.0 A Male

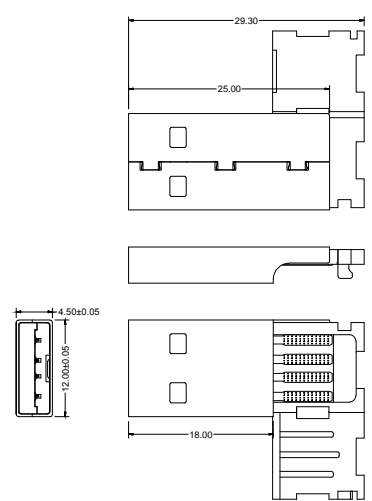
Cable Printing(White): **ACT** USB 2.0 SHIELDED 28#2C+24#2C
E352563 **AWM** 20276 80°C 30V VW-1

P2
USB 2.0 B male

CONNECTION



- Remark:
- 1.100% Open/Short Test
 2. Conductive Resistance: 2ohms MAX
 3. Insulation Resistance: 5M ohm MIN.
 4. The product is Reach/RoHS compliant.

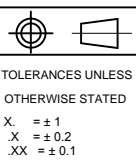


- A) Conductor 7/0.12BC
- B) Insulation HDPE 0.9mm(White/Green)
- C) Conductor 7/0.20BC
- D) Insulation PVC 1.1mm(Red/Black)
- E) Al Foil
- F) Drain wire 7/0.12CCS
- G) Braiding: 64/0.12AL
- J) Jacket OD: 4.5±0.15mm BLACK

28+24AWG USB Cable Spec.

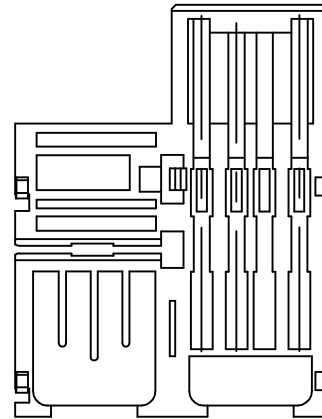
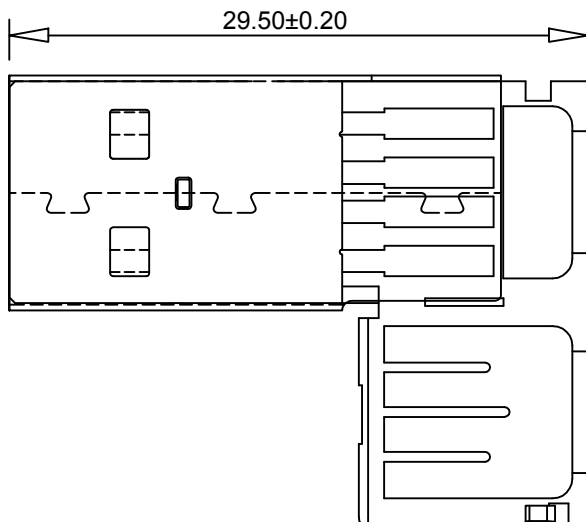
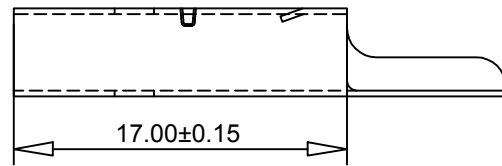
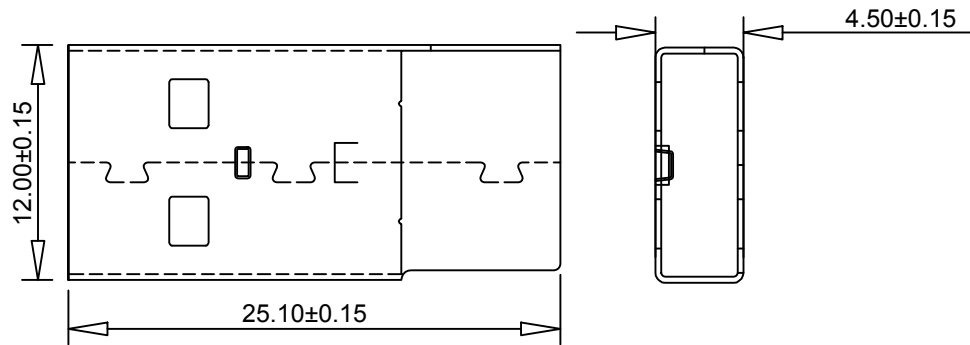
Item NO.	Length(m)
SB2398	0.5m
SB2401	1.0m
SB2402	1.8m
SB2403	3.0m
SB2405	5.0m

ITEM	DESCRIPTIONS & SPECIFICATIONS	QTY	REMARK
⑤	External Mold Outer Mold 45P PVC, BLACK	1PC	
④	Connector USB B Male, Nickle-Plated	1PC	
③	External Mold Outer Mold 45P PVC, BLACK	1PC	
②	Connector USB A Male, Nickle-Plated	1PC	
①	Cable 28+24 USB Cable OD:4.5mm 28+24 (7/0.12BC+HDPE)*1P + (7/0.20BC +PVC)*2C+7/0.12CCS+64/0.12ALB +OD4.5PVC BLACK		



ACT			
ERP NO.:		SAMPLE DWG NO.:	
DOC No.:		REVISION	A0
CUSTOMER:		UNIT	mm
CUSTOMER P/N:		SCALE	NO
DESCRIPTION	28+24 USB A Male TO B Male	PAGE NO	1/1
		DATE	2018/08/09
APPROVAL		CHECKED	
		DRAWN	

REV.	REVISED DESCRIPTION	DATE	CHECKED
A0	FIRST RELEASE	2021/01/27	



ERP NO.:		SAMPLE DWG NO.:	
ACT No.:		REVISION	A0
CUSTOMER:		UNIT	mm
CUSTOMER P/N:		SCALE	NO
DESCRIPTION		PAGE NO	1/1
		DATE	2021/04/14
APPROVAL		CHECKED	
		DRAWN	