

1 2 3 4 5 6

4
 $XM \begin{matrix} +0.1M \\ -0.0M \end{matrix}$

A

A

B

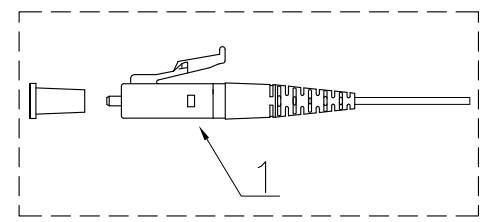
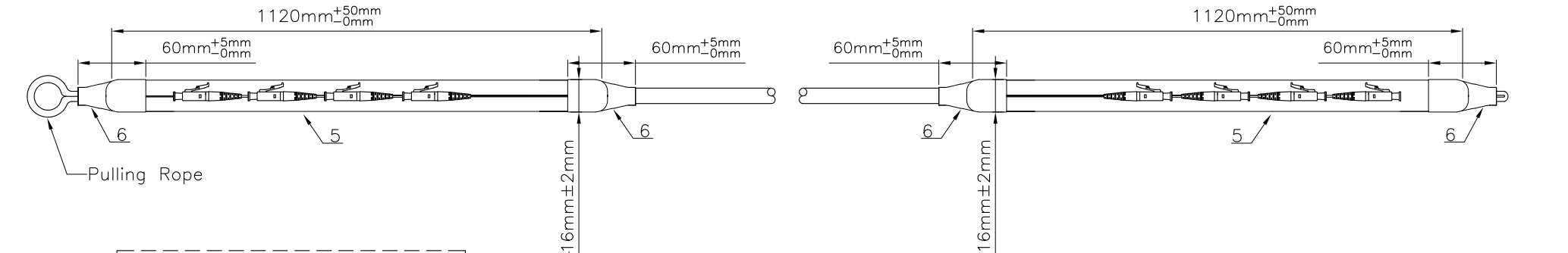
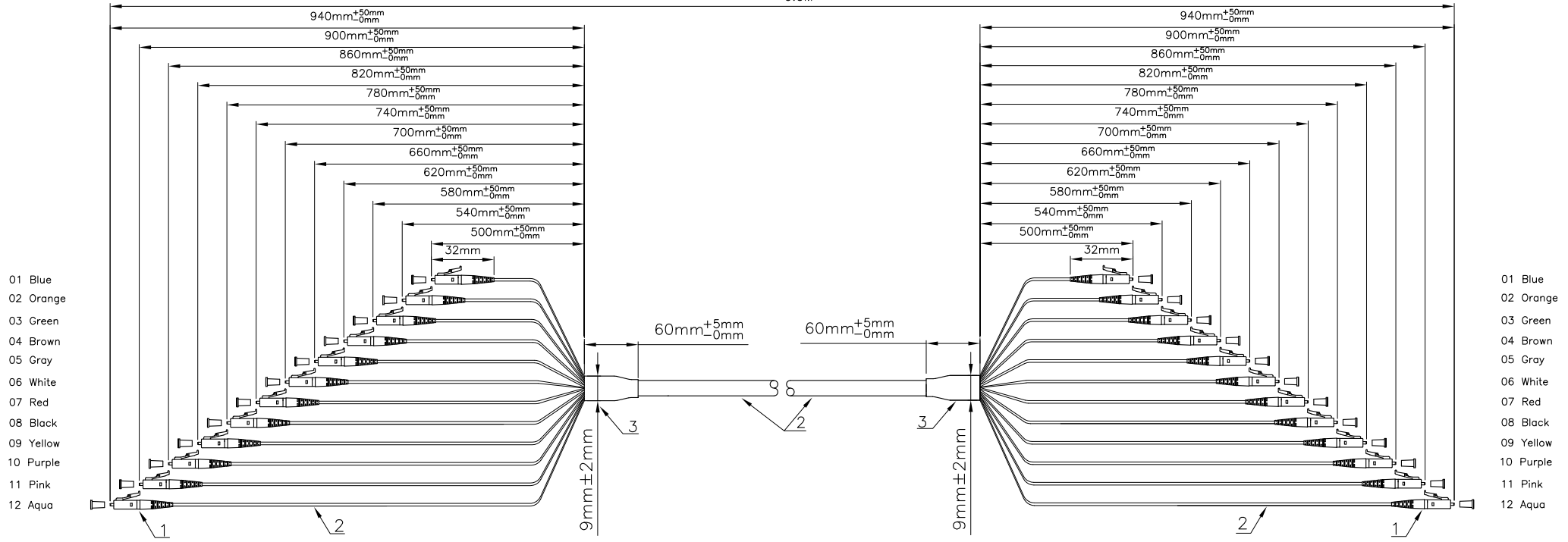
B

C

C

D

D



LC Connector (SCALE 1/1)

Thickest part of assembly

| | | | | | |
|--|----------|------------------------|-------|---|--|
| GENERAL TOLERANCE OF DIMENSIONS X.XXX ±0.1 X.XX ±0.2 X.X ±0.3 | DRAWING | 10.NOV.2022 | YMN | ACT | |
| | CHECK | 10.NOV.2022 | DAY | | |
| | APPROVAL | 10.NOV.2022 | FRANK | | |
| | SCALE | 1/3 (A4) | UNIT | mm | ITEM NO.: |
| | | | | | DES.: Indoor&Outdoor Cable 12C OM4 12xLC to 12xLC 900um buffer |
| HSF Spec. | | DRAWING NO. | | Indoor&Outdoor Cable 12C OM4 12xLC to 12xLC 900um buffer(S02) | |
| RoHS | | DRAWING CLASSIFICATION | | S | SHEET |

1 2 3 4 5 6

10cm

02

1

2

3

4

5

6

A

Specification:

1. LC UPC Connector :

| Mode | Ferrule | Housing | Boot | Cap |
|-------------|-------------------|-----------|------------|-----------|
| MM Low Loss | Zirconia(Ø1.25mm) | Ivory(PC) | White(TPV) | White(PE) |

2. Cable Type:

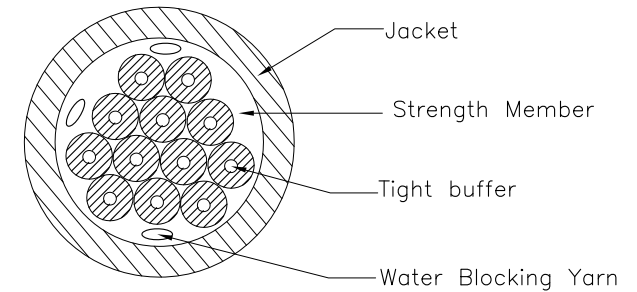
- 2-1. 12C Ø7.0mm Indoor/Outdoor Cable with 900um Tight Buffer, UV Resistance.
EN 50575: 2014+A1: 2016 CPR Dca-s2, d2, a3
- 2-2. Ø0.9mm Jacket for 12 Colors.

| Category | Jacket O.D. | Jacket Material | Color |
|---------------|-------------|-----------------|-------|
| OM4(50/125um) | Ø7.0mm | LSZH | Black |

- 3. Heat Shrink Tubing Length : 60mm
- 4. Length : x Meter
- 5. Protective Tube : Transparent, 12x15mm, PVC Material.
- 6. Heat Shrink Tubing Length : 60mm

Performance:

- a. Insertion Loss : Typical 0.1dB, Max. < 0.15dB
- b. Return Loss : >35 dB
- c. Insertion Loss will be Increased after 500 mating: 0.2 dB Max
- d. Operating Temperature: -20°C to +70°C
- e. Storage Temperature: -40°C to +80°C



Cable Section (SCALE 5/1)

B

C

D

| | | | | | |
|-------------------------------------|----------|------------------------|---|------------|--|
| GENERAL TOLERANCE OF DIMENSIONS | DRAWING | 10.NOV.2022 | YMN | ACT | |
| | CHECK | 10.NOV.2022 | DAY | | |
| | APPROVAL | 10.NOV.2022 | FRANK | | |
| x.xxx ±0.1 x.xx ±0.2 x.x ±0.3 | DATE | NAME | ITEM NO.: | | |
| HSF Spec. | SCALE | 1/1 (A4) | UNIT | mm | DES.: Indoor&Outdoor Cable 12C OM4 12xLC to 12xLC 900um buffer |
| RoHS | | DRAWING NO. | Indoor&Outdoor Cable 12C OM4 12xLC to 12xLC 900um buffer(S02) | | |
| | | DRAWING CLASSIFICATION | S | SHEET | 2 OF 3 |

1

2

0

3

4

10cm

5

6

A

B

C

D

1

2

3

4

5

6

A

Standard compliance:

- IEC 61754-20 Fibre optic connector interfaces – Type LC connector family
- IEC 61300-3-47 Examinations and measurements – End face geometry of PC/APC spherically polished ferrules using interferometry
- IEC 60794-2-20 Indoor cables – Family specification for multi-fibre optical cables
- IEC 60794-1-2 Basic optical cable test procedures
- IEC 60332-1-2 Test for vertical flame propagation for a single insulated wire or cable
- IEC 60754-1 Determination of the halogen acid gas content
- IEC 60754-2 Determination of acidity (by pH measurement) and conductivity
- IEC 61034-2 Measurement of smoke density of cables burning under defined conditions
- EN 50575: 2014+A1: 2016 Power, control and communication cables – Cables for general applications in construction works subject to reaction to fire requirements

Cable Pulling Tensile Force Max. 350N.

Acc’y: 2 pieces M20 cable gland, fits cable o.d. 8-14mm

Package:

Bag pack when cable length <120M
 Reel pack when cable length >=120M, ref. below table.

| 12C | Reel Weight | Reel Dimension |
|----------|-------------|-----------------------|
| 120M | 1.7KG | H327mm x ϕ 345mm |
| 121-200M | 2KG | H327mm x ϕ 400mm |
| 201-250M | 2.8KG | H330mm x ϕ 450mm |
| 251M up | 3KG | H330mm x ϕ 480mm |

B

C

D

| | | | | | |
|--|----------|------------------------|---|------------|--|
| GENERAL TOLERANCE OF DIMENSIONS x.xxx ±0.1 x.xx ±0.2 x.x ±0.3 | DRAWING | 10.NOV.2022 | YMN | ACT | |
| | CHECK | 10.NOV.2022 | DAY | | |
| | APPROVAL | 10.NOV.2022 | FRANK | | |
| | DATE | NAME | | ITEM NO.: | |
| HSF Spec. | SCALE | 1/1 (A4) | UNIT | mm | DES.: Indoor&Outdoor Cable 12C OM4 12xLC to 12xLC 900um buffer |
| RoHS | | DRAWING NO. | Indoor&Outdoor Cable 12C OM4 12xLC to 12xLC 900um buffer(S02) | | |
| | | DRAWING CLASSIFICATION | S | SHEET | 3 OF 3 |

1

2

0

3

4

10cm

5

6