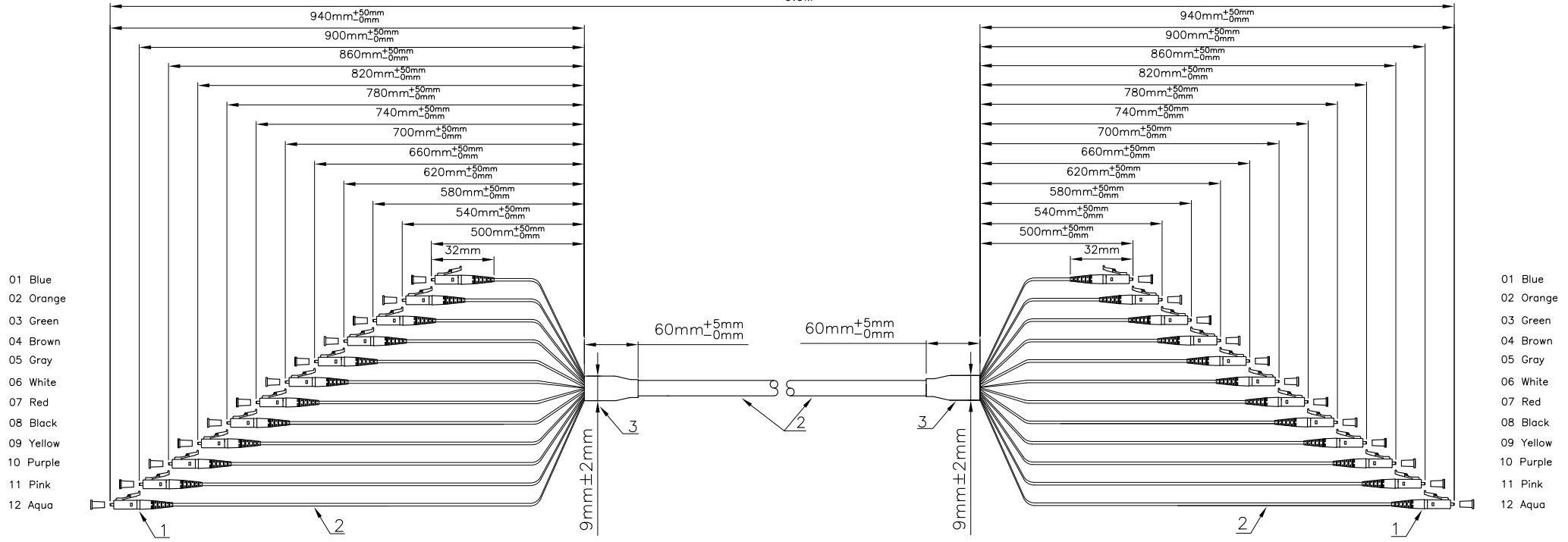


1 2 3 4 5 6

4
 $XM \pm 0.1M$
 $0.0M$

A

A

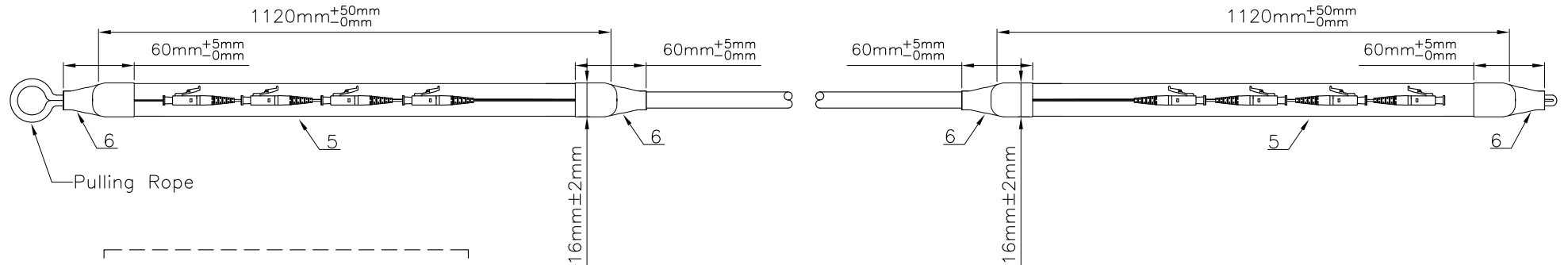


B

B

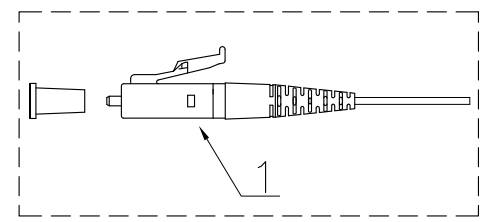
C

C



D

D



Thickest part of assembly

GENERAL TOLERANCE OF DIMENSIONS X.XXX ±0.1 X.XX ±0.2 X.X ±0.3	DRAWING	09.NOV.2022	YMN	ACT
	CHECK	09.NOV.2022	DAY	
	APPROVAL	09.NOV.2022	FRANK	
	DATE	NAME	ITEM NO.:	
SCALE	1/3(A4)	UNIT	mm	DES.: Indoor&Outdoor Cable 12C SMC657A2 12xLC to 12xLC 900um buffer
HSF Spec.		DRAWING NO.	Indoor&Outdoor Cable 12C SMC657A2 12xLC to 12xLC 900um buffer(S08)	
RoHS		DRAWING CLASSIFICATION	S	SHEET

1 2 3 4 5 6

1

2

3

4

5

6

A

Specification:

1. LC UPC Connector :

Mode	Ferrule	Housing	Boot	Cap
SM Low Loss	Zirconia(Ø1.25mm)	Blue(PC)	White(TPV)	White(PE)

2. Cable Type:

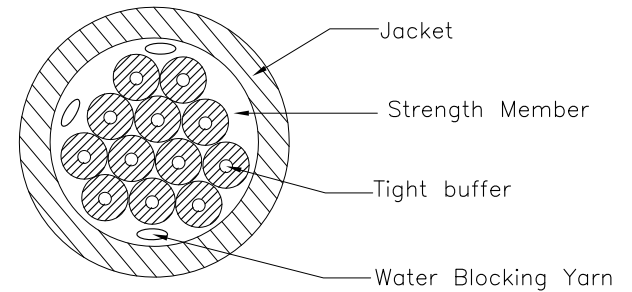
- 2-1. 12C Ø7.0mm Indoor/Outdoor Cable with 900um Tight Buffer , UV Resistance.
EN 50575: 2014+A1: 2016 CPR Dca-s2, d2, a3
- 2-2. Ø0.9mm Jacket for 12 Colors.

Category	Jacket O.D.	Jacket Material	Color
G.657A2(9/125um)	Ø7.0mm	LSZH	Black

- 3. Heat Shrink Tubing Length : 60mm
- 4. Length : x Meter
- 5. Protective Tube : Transparent, 12x15mm, PVC Material.
- 6. Heat Shrink Tubing Length : 60mm

Performance:

- a. Insertion Loss : Typical 0.1dB, Max. < 0.15dB
- b. Return Loss : UPC>55dB
- c. Insertion Loss will be Increased after 500 mating: 0.2 dB Max
- d. Operating Temperature: -20°C to +70°C
- e. Storage Temperature: -40°C to +80°C



Cable Section (SCALE 5/1)

B

C

D

GENERAL TOLERANCE OF DIMENSIONS x.xxx ±0.1 x.xx ±0.2 x.x ±0.3	DRAWING	09.NOV.2022	YMN	ACT	
	CHECK	09.NOV.2022	DAY		
	APPROVAL	09.NOV.2022	FRANK		
	DATE	NAME		ITEM NO.:	
HSF Spec.	SCALE	1/1 (A4)	UNIT	mm	DES.: Indoor&Outdoor Cable 12C SMG657A2 12xLC to 12xLC 900um buffer
RoHS			DRAWING NO.	Indoor&Outdoor Cable 12C SMG657A2 12xLC to 12xLC 900um buffer(S08)	
	DRAWING CLASSIFICATION		S	SHEET	2 OF 3

1

2

0

3

4

10cm

5

6



1

2

3

4

5

6

A

A

Standard compliance:

- IEC 61754-20 Fibre optic connector interfaces – Type LC connector family
- IEC 61300-3-47 Examinations and measurements – End face geometry of PC/APC spherically polished ferrules using interferometry
- IEC 60794-2-20 Indoor cables – Family specification for multi-fibre optical cables
- IEC 60794-1-2 Basic optical cable test procedures
- IEC 60332-1-2 Test for vertical flame propagation for a single insulated wire or cable
- IEC 60754-1 Determination of the halogen acid gas content
- IEC 60754-2 Determination of acidity (by pH measurement) and conductivity
- IEC 61034-2 Measurement of smoke density of cables burning under defined conditions
- EN 50575: 2014+A1: 2016 Power, control and communication cables – Cables for general applications in construction works subject to reaction to fire requirements

Cable Pulling Tensile Force Max. 350N.

Acc’y: 2 pieces M20 cable gland, fits cable o.d. 8-14mm

Package:

Bag pack when cable length <=120M
 Reel pack when cable length >120M, ref. below table.

12C	Reel Weight	Reel Dimension
120M	1.7KG	H327mm x ϕ 345mm
121-200M	2KG	H327mm x ϕ 400mm
201-250M	2.8KG	H330mm x ϕ 450mm
251M up	3KG	H330mm x ϕ 480mm

B

B

C

C

D

D

GENERAL TOLERANCE OF DIMENSIONS x.xxx ±0.1 x.xx ±0.2 x.x ±0.3	DRAWING	09.NOV.2022	YMN	ACT	
	CHECK	09.NOV.2022	DAY		
	APPROVAL	09.NOV.2022	FRANK		
	DATE	NAME		ITEM NO.:	
HSF Spec.	SCALE	1/1 (A4)	UNIT	mm	DES.: Indoor&Outdoor Cable 12C SMG657A2 12xLC to 12xLC 900um buffer
RoHS		DRAWING NO.	Indoor&Outdoor Cable 12C SMG657A2 12xLC to 12xLC 900um buffer(S08)		
	DRAWING CLASSIFICATION	S	SHEET	3 OF 3	

1

2

0

3

4

10cm

5

6