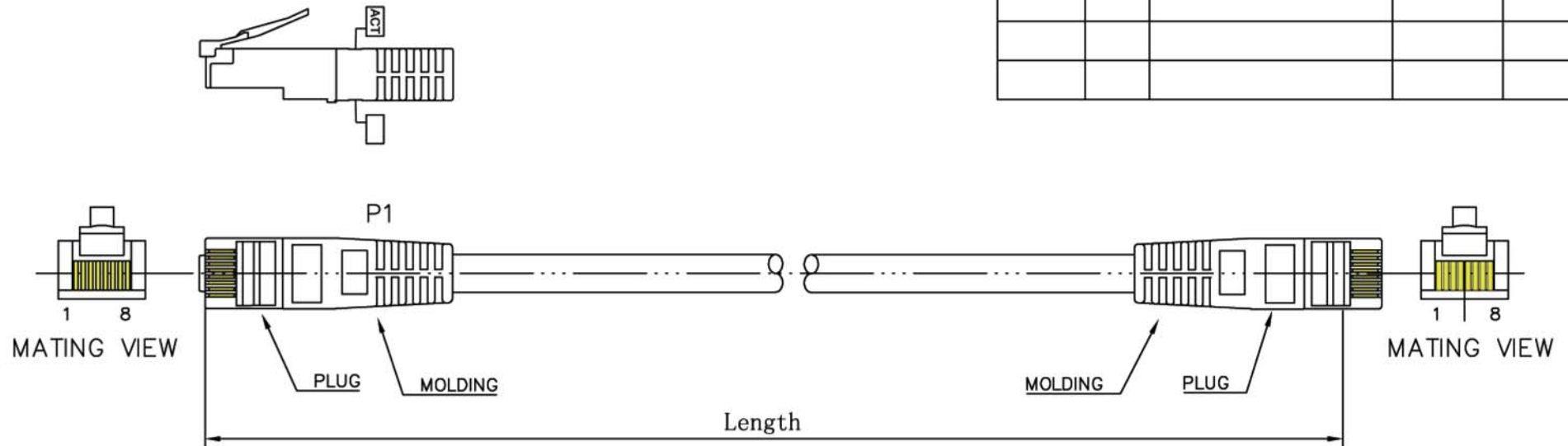
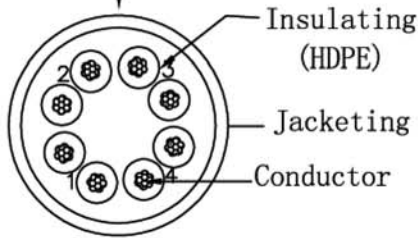


DATE	REV	DESCRIPTION	BY	CHKD



Marking: <LP440> ACT UTP CATEGORY 5E PATCHCABLE 4×2×AWG#24 ISO/IEC 11801 & EN 50288 & TIA/EIA 568B.23P VERIFIED FOR GLGABIT ETHERNET TYPE CM(UL) C(UL) CMH E164469-F3 LEADFREE EN71 15000.001

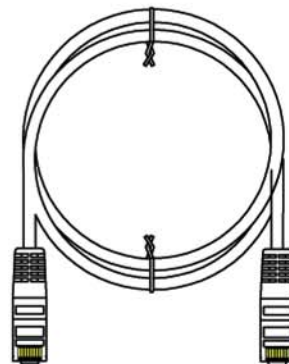


orange 1 white/orange	green 2 white/green
blue 3 white/blue	brown 4 white/brown

PA/R	PINOUT		
	P1 (T568B)	WIRE	P2
1	1	WHT/ORG	3
	2	ORG	6
2	3	WHT/GRN	1
	6	GRN	2
3	4	BLU	7
	5	WHT/BLU	8
4	7	WHT/BRN	4
	8	BRN	5

Conductor	Bare Copper 24AWG 7/0.196±0.015mm
Insulation	Thickness:MIN at any point:0.15mm MAX AVG:0.25mm Diameter:0.95±0.06mm
Jacketing PVC	Thickness:MIN at any point:0.42mm MAX AVG:0.48mm Diameter:5.4±0.2mm

WIRE	CAT.5E UTP STR 24AWG
WIRE COLOR	BKACK RAL 9011
MOLDING COLOR	Red



Unless specified on the drawing, tolerances are per the follows:

.X	± 1
.XX	± 0.2
.XX	± 0.05

3RD



ACT

DRAW.NO	YUS-06	ITEM	IB61XX		
DEPARTMENT		DRAW	Peace Jing	DATE	2006/04/27
SCALE		CHECKER	APPROVAL		
UNIT	MM	SHEET	1	OF	1

Product Specification

STANDARD COMPLIANCES:

All Category 5e Requirements as Per ANSI/TIA/EIA, ISO/IEC, and CENELEC EN Standards:

ANSI/TIA/EIA 568-B.2 Cat.5e

2nd Edition ISO/IEC 11801 Class D

CENELEC EN 50173-1

IEC 61156-6,2nd Edition CENELEC EN 50288-3-2 for Patch Cable

Flame Retardancy is Verified According to IEC 60332-1-2.

We Implemented RoHS Compliance for the Requirement of European Union Issued Directive 2002/95/EC.

CONSTRUCTION & CHARACTERISTICS:

Conductor	Material / Size	Bare Copper / 24 AWG
Insulation	Material	HDPE
	Thickness	Normal Avg.: 0.186 mm
	Diameter	Normal : 0.96 mm
	Colors	Blue/White-Blue Orange/White-Orange Green/White-Green Brown/White-Brown
	Elongation	Min. 300%
	Tensile Strength	Min. 1.683 Kg/mm ²
Sheath	Material	PVC
	Thickness	Average: 0.50 mm
	Diameter	5.6±0.3 mm
	Elongation	Min. 100%
	Tensile Strength	Min. 1.407 Kg/mm ²
	Aging at 100°C for 168Hrs	Min. elongation retention:50% Min. tensile strength retention:75%
Marking		ACT CAT.5E UTP PATCH CABLE ETL VERIFIED to TIA/EIA-568-B.2 - ISO/IEC 11801 ED.2 & EN 50288-3-2 & IEC 60332-1 3P VERIFIED - 24AWGx4P TYPE CM (UL) c(UL) E164469
		or as customer request.
Flame Test		Burning five times, every time is less than 60 second and paper flag can't be burned.

APPROVAL:

- UL/cUL Listed & 3P Certified ANSI/TIA/EIA-568-B.2 Category 5e testing performance requirements.

APPLICATIONS:

- 1000BASE-T Gigabit Ethernet
- 10BASE-T, 100BASE-T Fast Ethernet (IEEE 802.3)
- 100 VG - AnyLAN(IEEE802.12), 155/622 Mbps ATM
- 550MHz Broadband Video
- Voice, T1, ISDN

ELECTRICAL PERFORMANCES:

Spark Test		2000 ± 250 V ac		
Dielectric Strength		2500 V dc / 3 seconds		
Insulation Resistance Test		Min. 150 MΩ/Km		
Conductor Resistance		Max.9.38Ω/100m at 20°C		
Resistance Unbalance		Max. 5%		
Capacitance Unbalance		Max. 330 pF/100m		
Mutual Capacitance		Max. 5600 pF/100m		
Impedance	722kHz	102Ω ± 15%		
	1~125MHz	100Ω ± 15%		
Attenuation & Near End Cross Talk	Frequency (MHz)	Attenuation (dB/100M at 20°C), Max	NEXT (dB), Min	Power Sum (dB),Min
	722kHz	--	67.0*	64.0*
	1MHz	--	65.0*	62.0*
	4 MHz	4.9*	56.0*	53.0*
	8 MHz	7.0*	51.0*	48.0*
	10 MHz	7.8*	50.0*	47.0*
	16 MHz	9.8*	47.0*	44.0*
	20 MHz	11.1*	45.0*	42.0*
	25 MHz	12.5*	44.0*	41.0*
	31.25 MHz	14.0*	42.0*	39.0*
	62.5 MHz	20.4*	38.0*	35.0*
	100 MHz	26.4*	35.0*	32.0*
	125 MHz	30.0*	34.0*	31.0*

The asterisked (*) value are for information only. The minimum Next coupling loss for any pair combination at room temperature is to be greater than the value determined using the formula:

$$\text{NEXT}(f \text{ MHZ}) \geq \text{NEXT}(0.772) - 15 \text{LOG}_{10}(f \text{ MHZ}/0.772)$$

CONFIGURATION:

orange 2	green 3
white/orange	white/green
blue 1	brown 4
white/blue	white/brown

