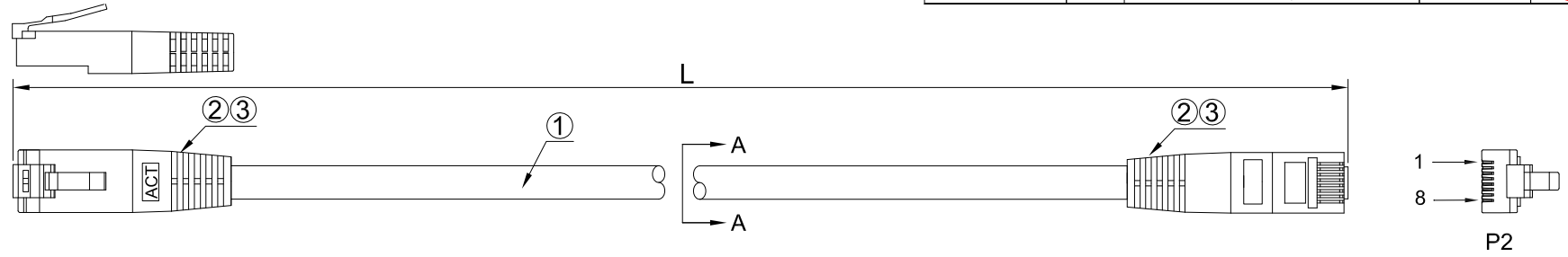
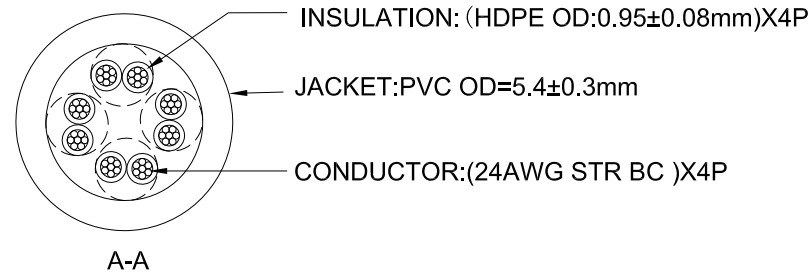
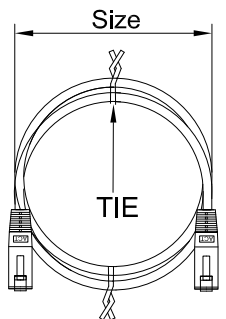


MOLDING:  
YUS-06

DATE	REV.	REVISION	DRAFTING	CHECKED
2022.06.22	A/0	NEW	ST	組裝開發
2023.03.02	A/1	△ Add Storage temperature and humidity	LMF	2023.03.03 宋正偉



(FP0397)Marking: CE UKCA 17 ACT Cat5e U/UTP 4X2XAWG24/7 CU PVC ANSI/TIA-568.2-D ISO/IEC 11801 CLASS D EN 50288-3-2 IEC 60332-1-2 ▲ 24AWGX4P TYPE CMX(UL) E477294-01



PINOUT			
P1(T568B)		P2(T568B)	WIRE
1	↔	1	WHITE/ORANGE
2	↔	2	ORANGE
3	↔	3	WHITE/GREEN
6	↔	6	GREEN
4	↔	4	BLUE
5	↔	5	WHITE/BLUE
7	↔	7	WHITE/BROWN
8	↔	8	BROWN

- Note:
- Channel Test
  - 100% Test(Open,short,miswire)
  - Contact Resistance:5Ω Max.
  - Insulation Resistance:DC/250V,10 MΩ Min. For 0.01s
  - Hi-pot Test:AC/250V 5mA Max. For 0.01s
  - All Material meet the RoHS2.0 and Reach.
  - Storage temperature:0℃~30℃
  - Storage humidity:<60%RH
  - Installation min/max temperature: -20~+60℃
  - Working temperature range: -20~+60℃



③	Molding	70P PVC	A/R	Unless specified on the drawing, tolerances are per the follows: X. ±0.20 X° ±3 .X ±0.10 .X° ±0.3 .XX ±0.05	DRAW. NO	GFWC-S220110	TITLE	Cat. 5E U/UTP 24AWGx4P PVC PATCH CORD			
②	Plug	8P8C 50u" RJ45 Unshielded Aperture Size :1.0mm	2PCS		CUSTOMER	ACT		CUST' R P/N	--	DRAW	LMF
①	Cable	LAN CABLE Cat.5E U/UTP 24AWGx4P STR BC PVC	A/R	Q' TY	SCALE	NONE	CHECK	DATE			
No.	TITLE	DESCRIPTION			UNIT	mm	APPROVED		SHEET	1 OF 2	

RoHS 2.0
  Reach
  GP
  HF
  Other

MOLDING: YUS-06		DATE	REV.	REVISION	DRAFTING	CHECKED
		2022.06.22	A/0	NEW	ST	
		2023.03.02	A/1	△ Add Storage temperature and humidity	LMF	

WIRE	Cat. 5E UTP STR 24AWG
PLUG	RJ45 8P8C 50u"
Max bending radius	21.6mm
Band with	Diameter of mandrel: 17.5mm
NVP	100 Ω ± 15%
Standards	TIA/EIA 568.2-D EN50288
Impedance	100 Ω ± 15%
Skew	≤ 45ns 100m at: 20°C
Capacity	MAX 5600pF/100m
Jacket	Thickness: Min at any point: 0.42mm Max AVG: 0.48mm Diameter: 5.4 ± 0.3mm
Insulation	Thickness: Min at any point: 0.15mm Max AVG: 0.25mm Diameter: 0.95 ± 0.08mm
Conductor	Bare Copper 24AWG 7/0.196 ± 0.015mm
Color	XX

Supports POE Length						
Cable Type	American Wire Gauge (AWG)	Supply Power Length (M) Max				
		IEEE 802.3bt				
		IEEE 802.3at				
		IEEE 802.3af				
		Type 1	Type 1	Type 2	Type 3	Type 4
Cat. 5E	24AWG	79	79	64	64	64

Part N/O	Colour	RAL no (LEADFREE)
IB64xx	IVORY	RAL 1015
IB48xx	PINK	RAL 4003
IB47xx	PURPLE	RAL 4005
IB55xx	RED	RAL 3031
IB45xx	ORANGE	RAL 2000
IB58xx	YELLOW	RAL 1023
IB46xx	BROWN	RAL 8023
IB57xx	GREEN	RAL 6016
IB59xx	BLACK	RAL 9011
IB56xx	BLUE	RAL 5012
IB60xx	GREY	RAL 7045
IB54xx	WHITE	RAL 9016



Unless specified on the drawing, tolerances are per the follows:  X. ±0.20 X° ±3 .X ±0.10 .X° ±0.3 .XX ±0.05	DRAW. NO	GFWC-S220110	TITLE	Cat. 5E U/UTP 24AWGx4P PVC PATCH CORD		
	CUSTOMER	ACT	DRAW	LMF	DATE	2023.03.02
	CUST' R P/N	--	CHECK		DATE	
	SCALE	NONE	UNIT	mm	APPROVED	SHEET 2 OF 2

Cable Spec NO.	GFWL-C210056	Part Number	--	Note	<input checked="" type="checkbox"/> RoHS 2.0	<input checked="" type="checkbox"/> Reach	<input type="checkbox"/> GP	<input type="checkbox"/> HF	<input type="checkbox"/> Other		
----------------	--------------	-------------	----	------	--	---	-----------------------------	-----------------------------	--------------------------------	--	--

## Product Specification

### STANDARD COMPLIANCES:

All Category 5e Requirements as Per ANSI/TIA/EIA, ISO/IEC, and CENELEC EN Standards:

ANSI/TIA/EIA 568.2-D Cat.5e

ISO/IEC 11801 CLASS D

CENELEC EN 50173-1

IEC 61156-6, CENELEC EN 50288-3-2 for Patch Cable

Flame Retardancy is Verified According to IEC 60332-1-2.

We Implemented RoHS Compliance for the Requirement of European Union Issued Directive 2002/95/EC.

### CONSTRUCTION & CHARACTERISTICS:

Conductor	Material / Size	Bare Copper / 24 AWG	
Insulation	Material	HDPE	
	Thickness	Normal Avg.: 0.186 mm	
	Diameter	Normal : 0.95 mm	
	Colors	Blue/White-Blue	Orange/White-Orange
		Green/White-Green	Brown/White-Brown
	Elongation	Min. 300%	
	Tensile Strength	Min. 1.683 Kg/mm <sup>2</sup>	
Sheath	Material	PVC	
	Thickness	Average: 0.50 mm	
	Diameter	5.4±0.3 mm	
	Elongation	Min. 100%	
	Tensile Strength	Min. 1.407 Kg/mm <sup>2</sup>	
	Aging at 100°C for 168Hrs	Min. elongation retention:50% Min. tensile strength retention:75%	
Marking		CE 17 ACT Cat5e U/UTP 4X2XAWG24/7 CU PVC ANSI/TIA-568.2-D ISO/IEC 11801 CLASS D EN 50288-3-2 IEC 60332-1-2 ▲ 24AWGX4P TYPE CMX(UL) E477294-01	
		or as customer request.	
Flame Test		Burning five times, every time is less than 60 second and paper flag can't be burned.	

**APPROVAL:**

UL/cUL Listed & 3P Certified ANSI/TIA/EIA-568.2-D Category 5e testing performance requirements.

**APPLICATIONS:**

1000BASE-T Gigabit Ethernet  
 10BASE-T, 100BASE-T Fast Ethernet (IEEE 802.3)  
 100 VG - AnyLAN(IEEE802.12), 155/622 Mbps ATM  
 550MHz Broadband Video  
 Voice, T1, ISDN

**ELECTRICAL PERFORMANCES:**

Spark Test		2000 ± 250 V ac		
Dielectric Strength		2500 V dc / 3 seconds		
Insulation Resistance Test		Min. 150 MΩ/Km		
Conductor Resistance		Max.9.38Ω/100m at 20°C		
Resistance Unbalance		Max. 5%		
Capacitance Unbalance		Max. 330 pF/100m		
Mutual Capacitance		Max. 5600 pF/100m		
Impedance	722kHz	102Ω ± 15%		
	1~125MHz	100Ω ± 15%		
Attenuation & Near End Cross Talk	Frequency (MHz)	Attenuation (dB/100M at 20°C), Max	NEXT (dB), Min	Power Sum (dB),Min
	722kHz	--	67.0*	64.0*
	1MHz	--	65.0*	62.0*
	4 MHz	4.9*	56.0*	53.0*
	8 MHz	7.0*	51.0*	48.0*
	10 MHz	7.8*	50.0*	47.0*
	16 MHz	9.8*	47.0*	44.0*
	20 MHz	11.1*	45.0*	42.0*
	25 MHz	12.5*	44.0*	41.0*
	31.25 MHz	14.0*	42.0*	39.0*
	62.5 MHz	20.4*	38.0*	35.0*
	100 MHz	26.4*	35.0*	32.0*
	125 MHz	30.0*	34.0*	31.0*

The asterisked (\*) value are for information only. The minimum Next coupling loss for any pair combination at room temperature is to be greater than the value determined using the formula:

$$\text{NEXT}(f \text{ MHZ}) \geq \text{NEXT}(0.772) - 15 \text{LOG}_{10}(f \text{ MHZ}/0.772)$$

**CONFIGURATION:**

orange 2	green 3
white/orange	white/green
blue 1	brown 4
white/blue	white/brown

